

NEW RIVER STATE PARK

US HWY. 221 ACCESS (DRIVE-IN)

358 New River State Park Road Laurel Springs, NC 28644

GPS: 36.467680,-81.340350

new.river@ncparks.gov (336) 982-2587
















SITE LENGTHS

The following information is provided to assist with campsite selection based on appropriate equipment size.

| | | | |
|---------------|----------------|----------------|----------------|
| Site 1 - 33ft | Site 6 - 33ft | Site 11 - 54ft | Site 16 - 34ft |
| Site 2 - 42ft | Site 7 - 40ft | Site 12 - 53ft | Site 17 - 67ft |
| Site 3 - 39ft | Site 8 - 40ft | Site 13 - 47ft | Site 18 - 40ft |
| Site 4 - 55ft | Site 9 - 42ft | Site 14 - 62ft | Site 19 - 38ft |
| Site 5 - 34ft | Site 10 - 48ft | Site 15 - 49ft | Site 20 - 50ft |

There will be a \$10 fee to switch sites after check-in.

LEGEND

-  Accessible
-  Bathhouse
-  Dump Station
-  Full Hook-Up Campsites
-  Electric Campsites
-  Firewood
-  Hiking Trail
-  Parking Area
-  Recycling
-  Restrooms
- Roads
-  Telephone
-  Traffic Flow Direction
-  Trash Bin
-  Visitor Center
-  Water Spigot

