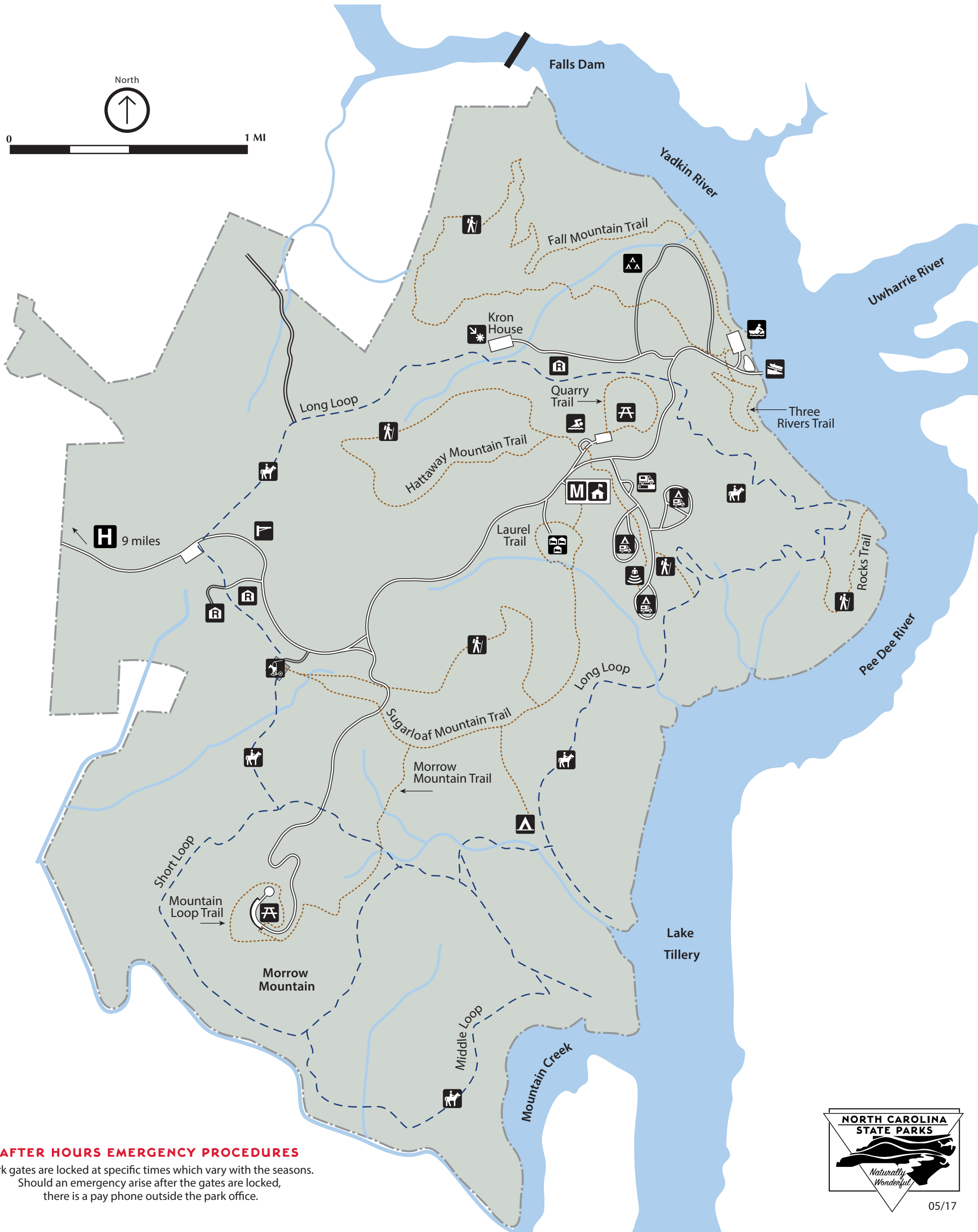
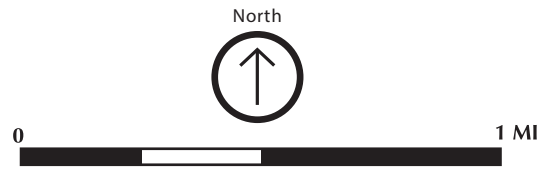



# MORROW MOUNTAIN STATE PARK



## AFTER HOURS EMERGENCY PROCEDURES

Park gates are locked at specific times which vary with the seasons. Should an emergency arise after the gates are locked, there is a pay phone outside the park office.



## LEGEND

	Amphitheater		Museum
	Boat Ramp		Park Boundary
	Boat Rentals		Park Gate
	Bridle Trail		Park Office
	Dump Station		Picnic Area
	Family Camping		Point of Interest
	Family Vacation Cabin		Primitive Camping
	Group Camping		Ranger Residence
	Hiking Trail		Road - Gravel
	Horse Trailer Parking		Road - Paved
	Hospital - Stanly Regional Medical Center 704-984-4000		Swimming Pool

## TRAILS

Backpack	2.0 miles	easy	
Bridle: Short Loop*	3.9 miles	moderate	
Bridle: Middle Loop*	5.5 miles	moderate	
Bridle: Long Loop*	9.3 miles	moderate	
Campground/Pool	0.8 miles	easy	
Fall Mountain	4.1 miles	moderate	
Hattaway Mountain	2.0 miles	strenuous	
Laurel	0.6 miles	easy	
Morrow Mountain**	2.6 miles	moderate	
Mountain Loop	0.8 miles	easy	
Quarry	0.6 miles	easy	
Rocks**	1.3 miles	easy	
Sugarloaf Mountain	2.8 miles	strenuous	
Three Rivers	0.8 miles	easy	

\* All bridle trails may be used for hiking  
 \*\* Distance is measured one way, double distance for round trip