













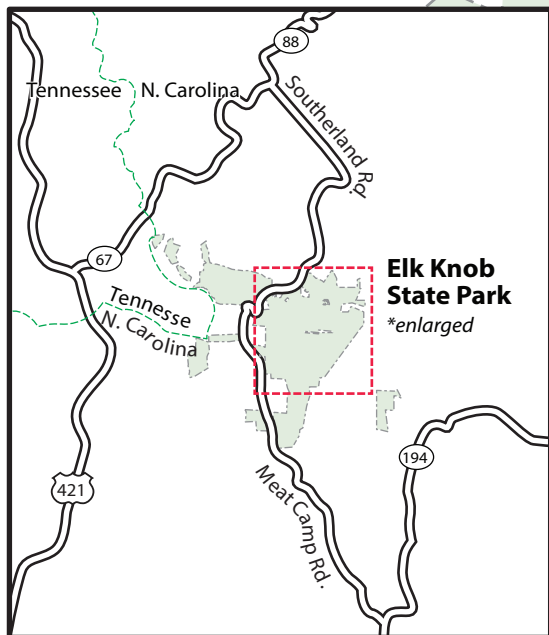







ELK KNOB STATE PARK

Legend

-  Amphitheater
-  Camping
-  Group Camping
-  Hiking Trails - - -
-  Hospital - Watauga Medical Center 828-262-4100
Emergency Dial 911
-  Park Boundary
-  Park Gate
-  Park Office
-  Parking
-  Picnic Area
-  Point of Interest
-  Restrooms
-  Roads
-  Water



Trails			
Backcountry Trail		orange	moderate to strenuous 2 miles
Beech Tree Trail		yellow	easy 1 mile
Summit Trail		blue	moderate to strenuous 1.9 miles
Maple Run Trail		red	easy 0.5 mile



Meat Camp Rd. (S.R. 1340)

11 miles 