


















Cliffs of the Neuse State Park

Legend

-  Amphitheater
-  Bathhouse
-  Boat Rental
-  Boundary Line
-  Concession
-  Family Camping
-  Group Camping
-  Hospital-
Wayne Memorial 736-1110
-  Hiking Trails
-  Museum
-  Parking
-  Park Office
-  Picnic Area
-  Public Telephone
-  Ranger Residence
-  Restrooms
-  Swimming

Trails

Bird Trail	.5 miles	easy
Galax Trail	.5 miles	easy
Spanish Moss Trail	.5 miles	moderate
350Yard Trail	.2 miles	easy

